



Mid Day Meal Scheme

Regional Workshop

(3-4 June, 2016)

Delhi



Government of India
Ministry of Human Resource Development
Department of School Education and Literacy



Overview, issues and performance of the scheme

Key Challenges

- Beneficiaries against enrolment
- Delay in release of funds
- Timely Submission of QPRs
- Completion of construction of sanctioned Kitchen-cum-stores
- Provision of LPG and hand washing facilities
- Meetings of District Level Committee
- Timely payment to FCI by States/UTs
- Implementation of MDM Rules, 2015
- Testing of Meals by accredited labs

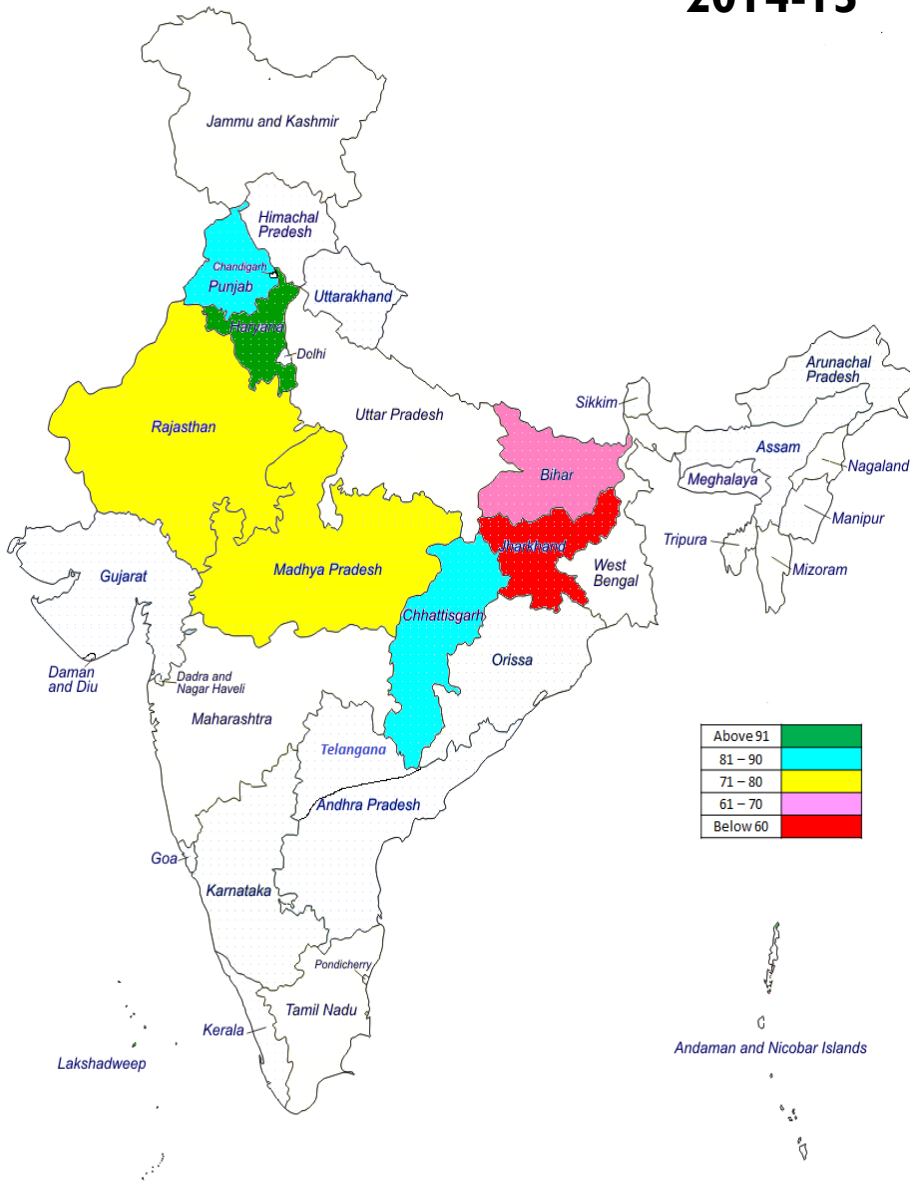
Receipt of QPRs of 2015-16



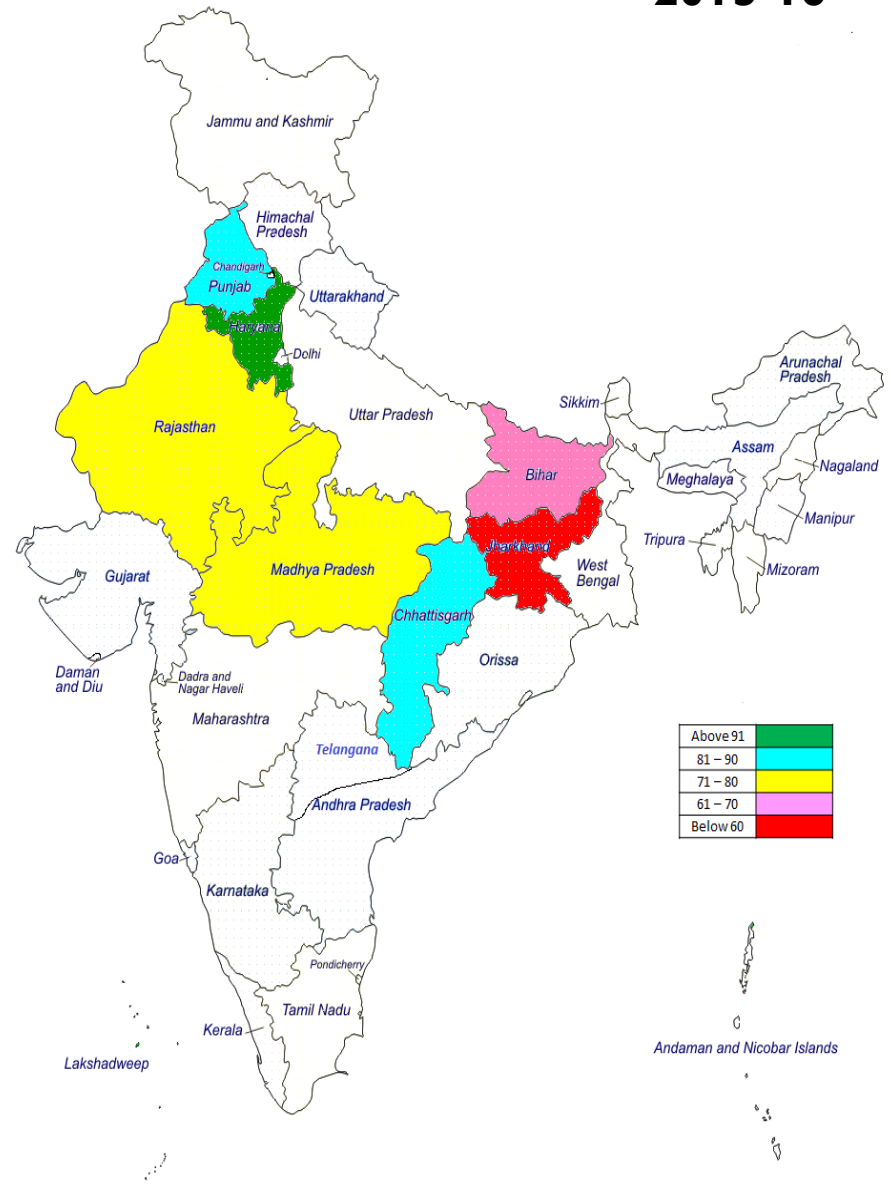
State / UT	Delay in number of days			
	1 st QPR	2 nd QPR	3 rd QPR	4 th QPR
Chhattisgarh	4	4	0	0
Haryana	4	1	15	16
Jharkhand	157	67	40	Not submitted
Madhya Pradesh	1	0	43	Not submitted
Punjab	0	0	0	0
Rajasthan	31	41	56	10

Coverage of Children against Enrolment : 2014-15 & 2015-16

2014-15

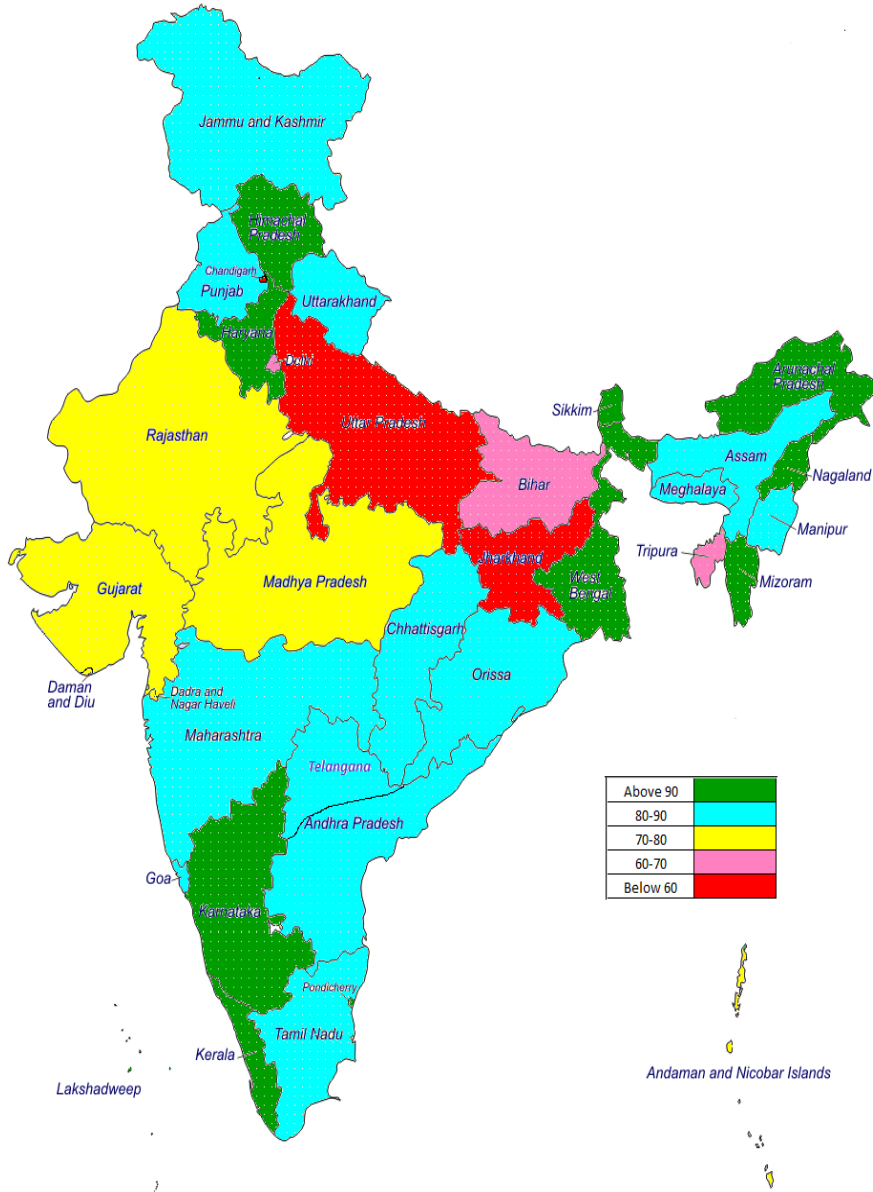


2015-16

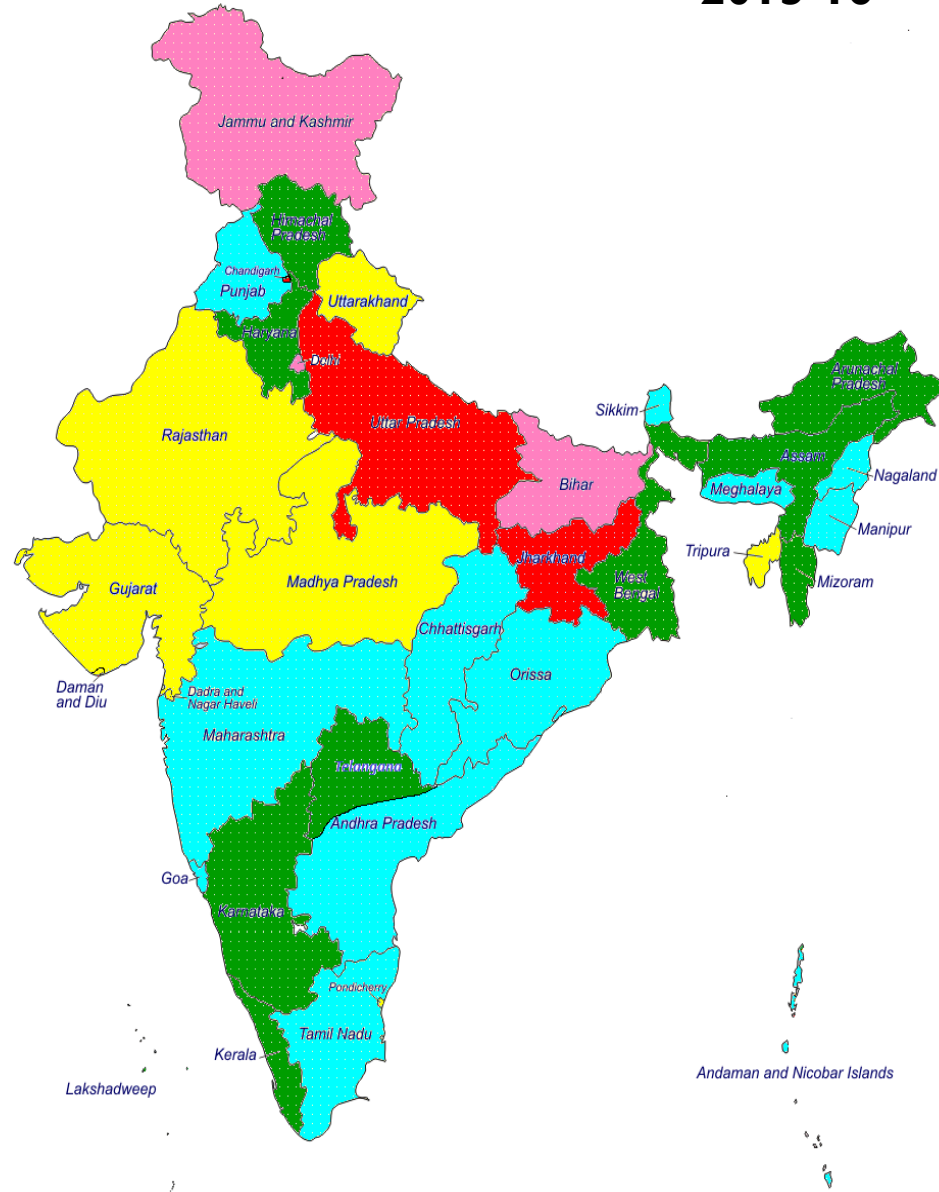


Coverage of Children against Enrolment : 2014-15 & 2015-16

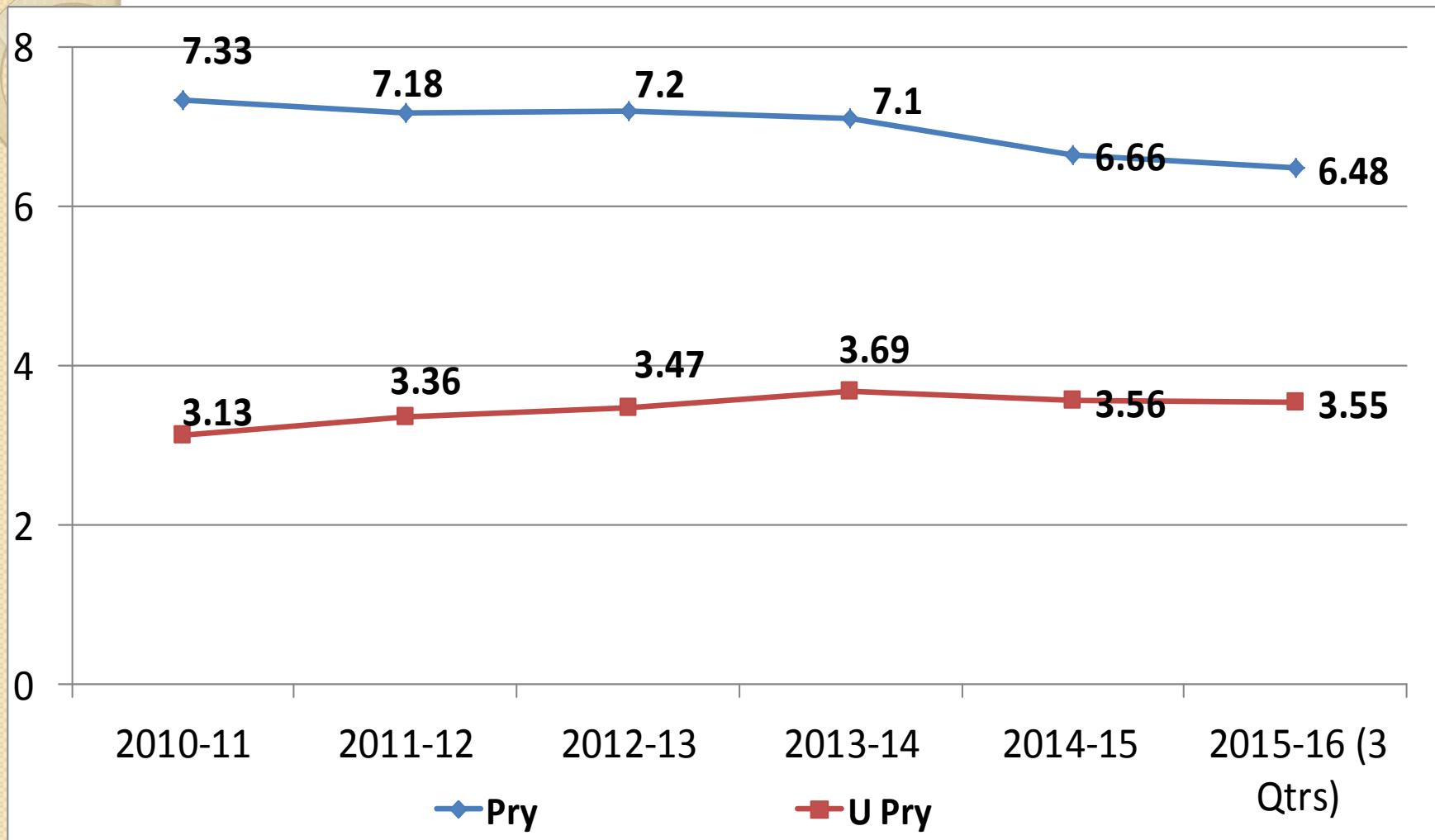
2014-15



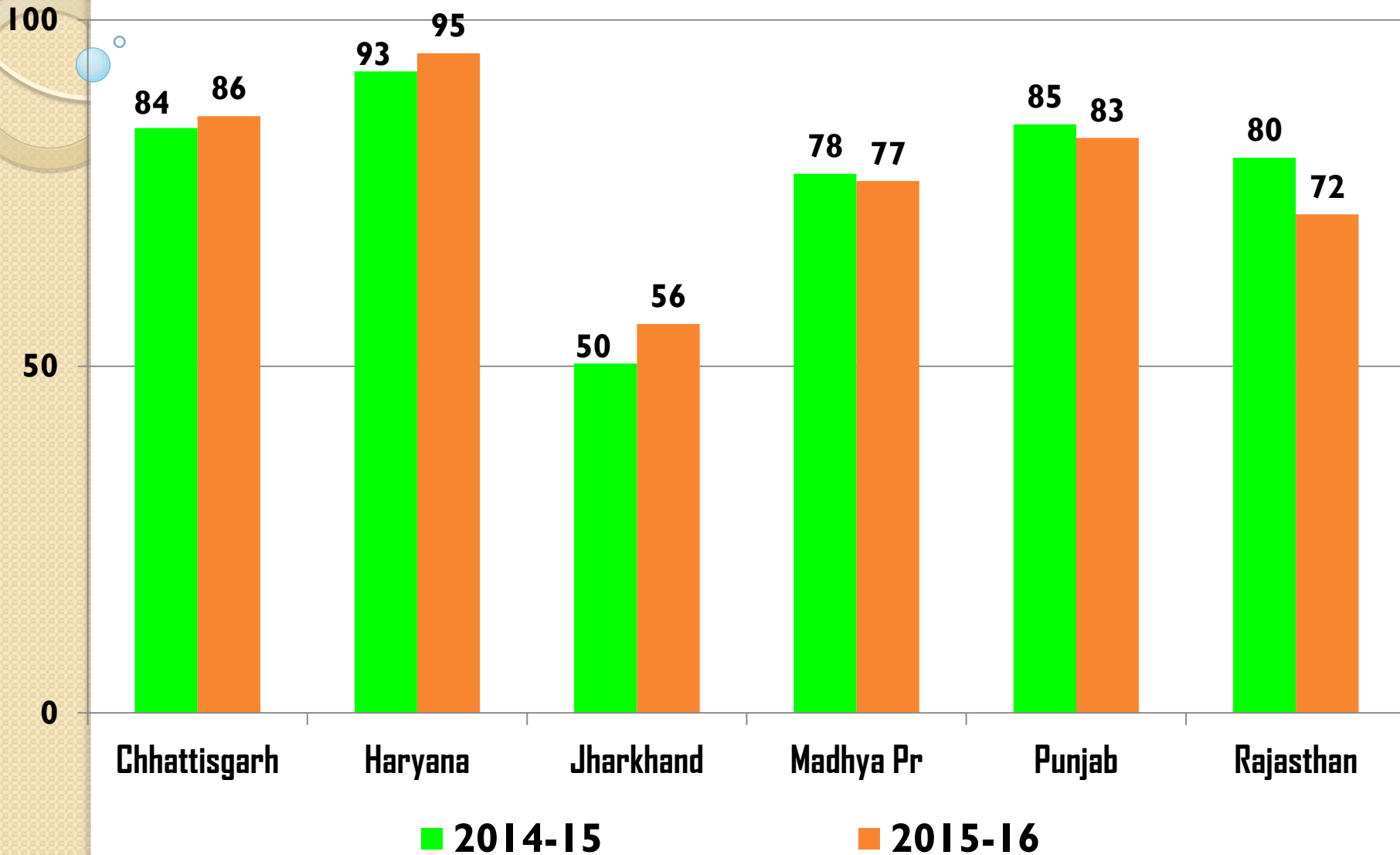
2015-16



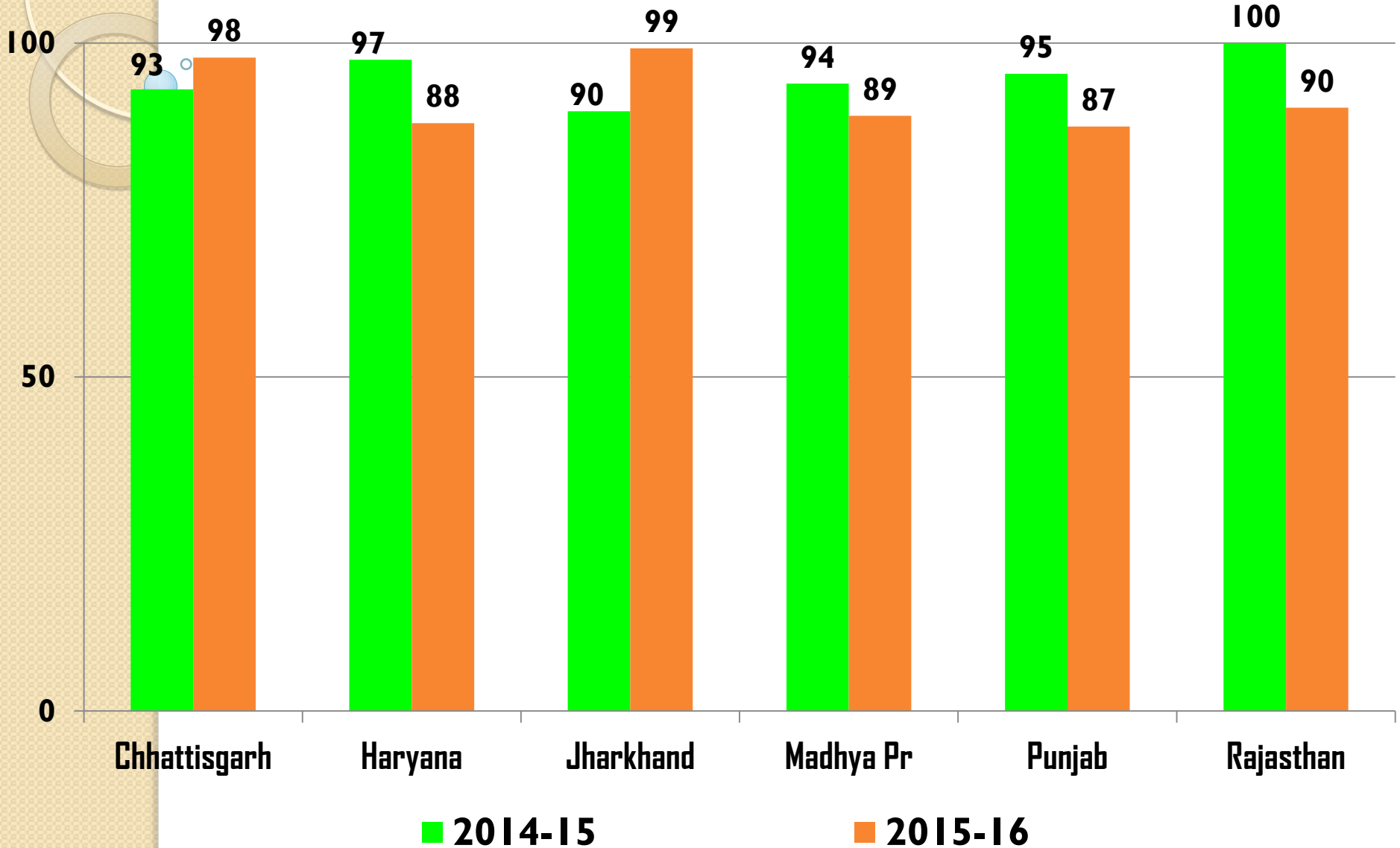
Trends of Coverage (in crore)



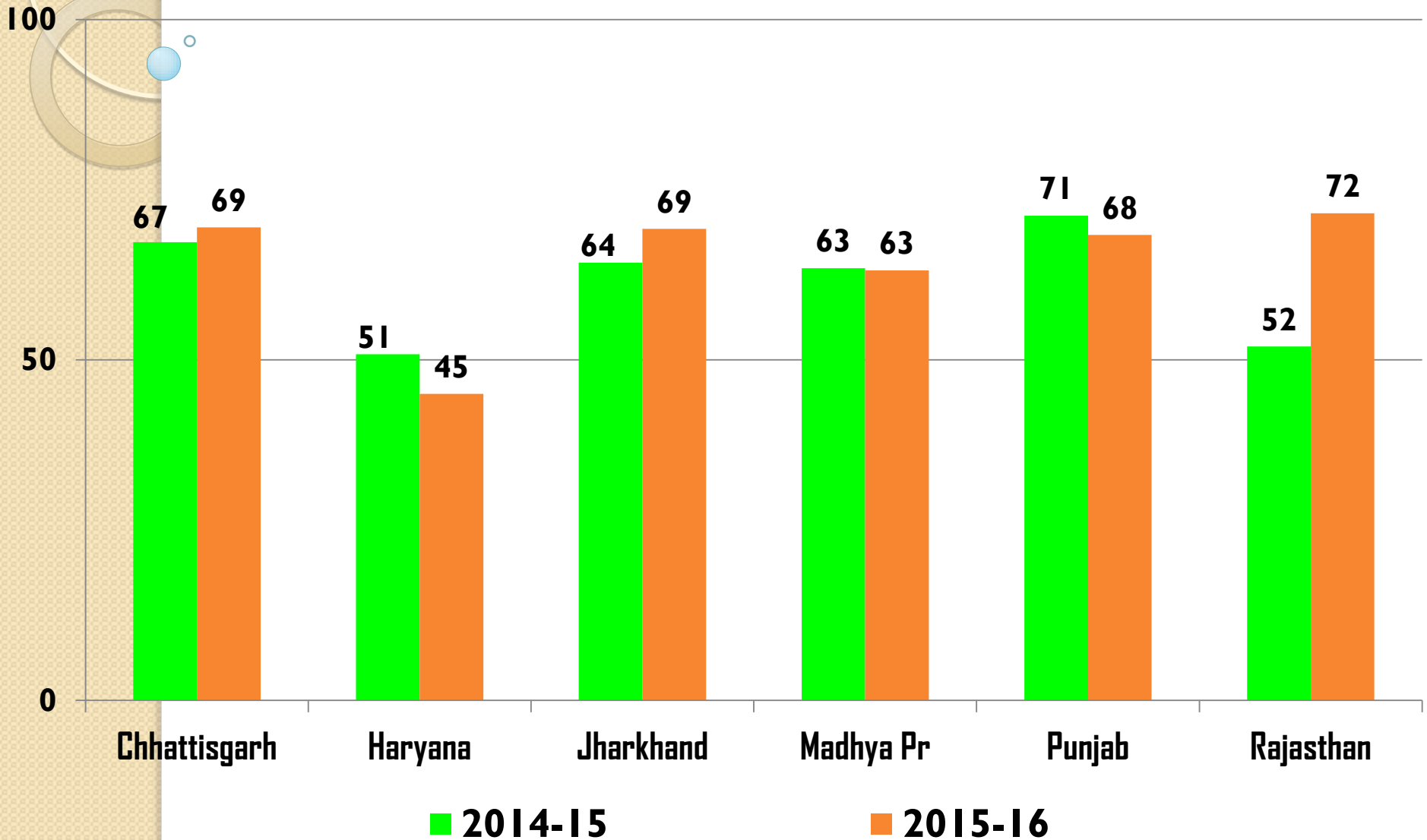
Coverage vis-à-vis Enrolment



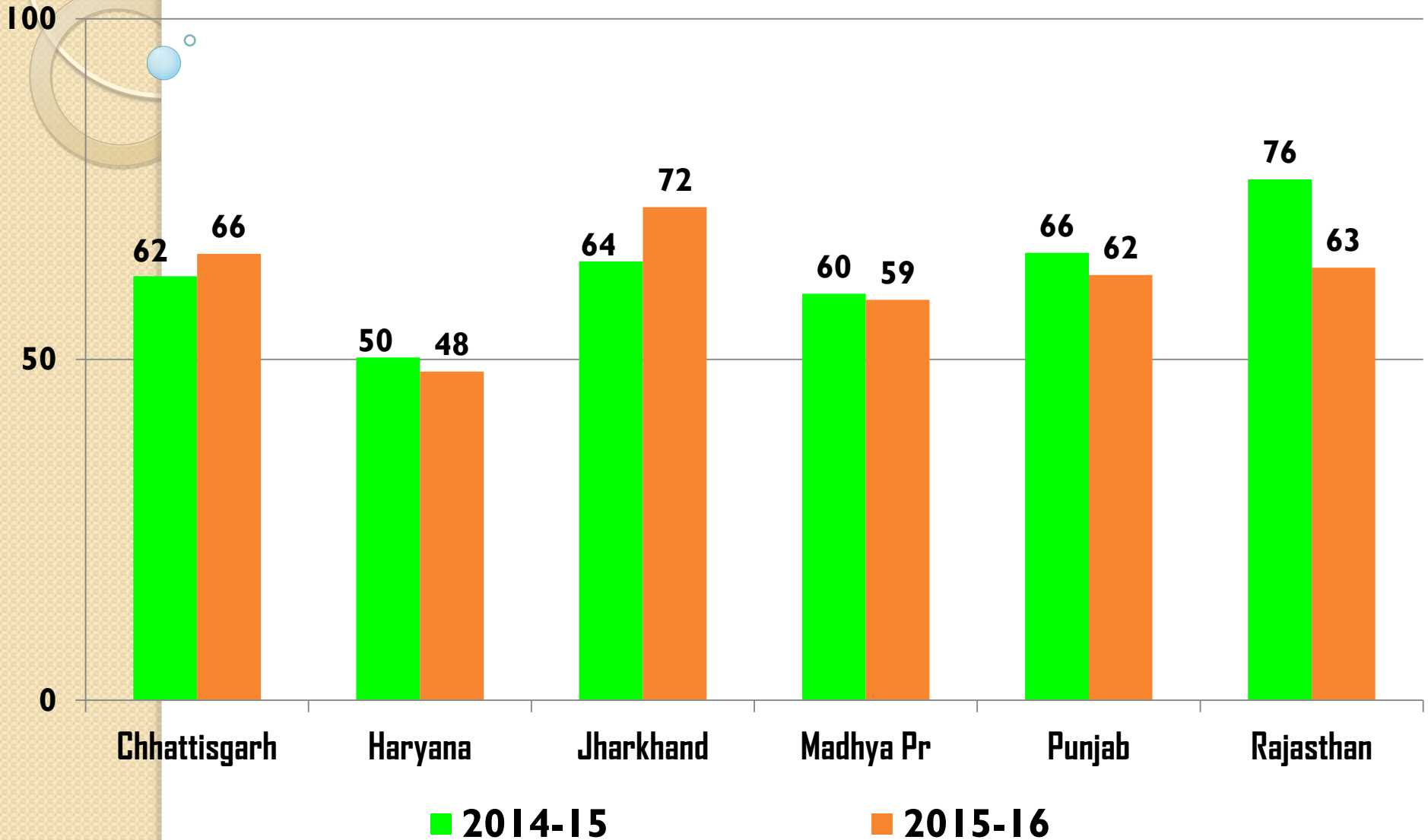
Coverage vis-à-vis PAB approval



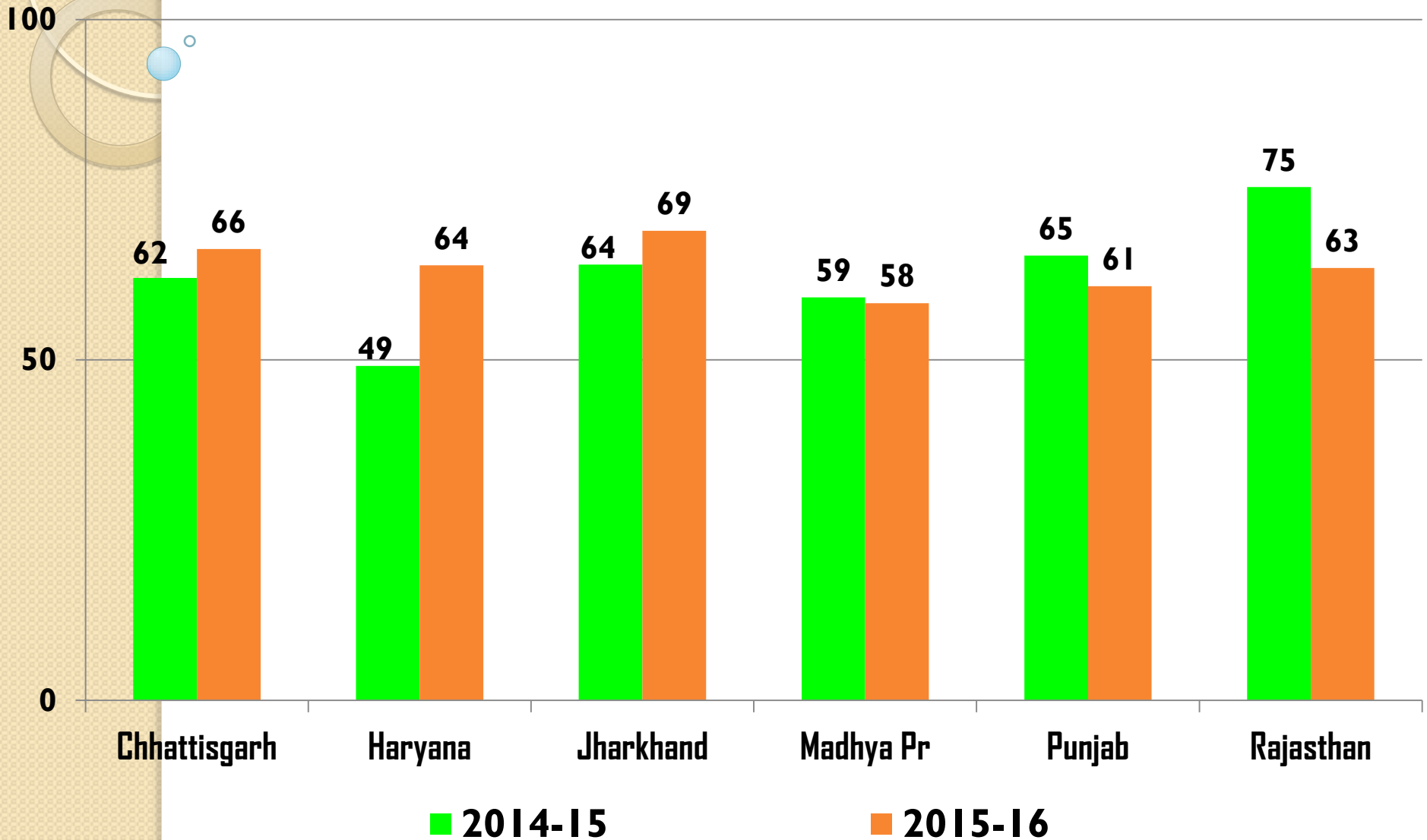
Food Grains Lifting



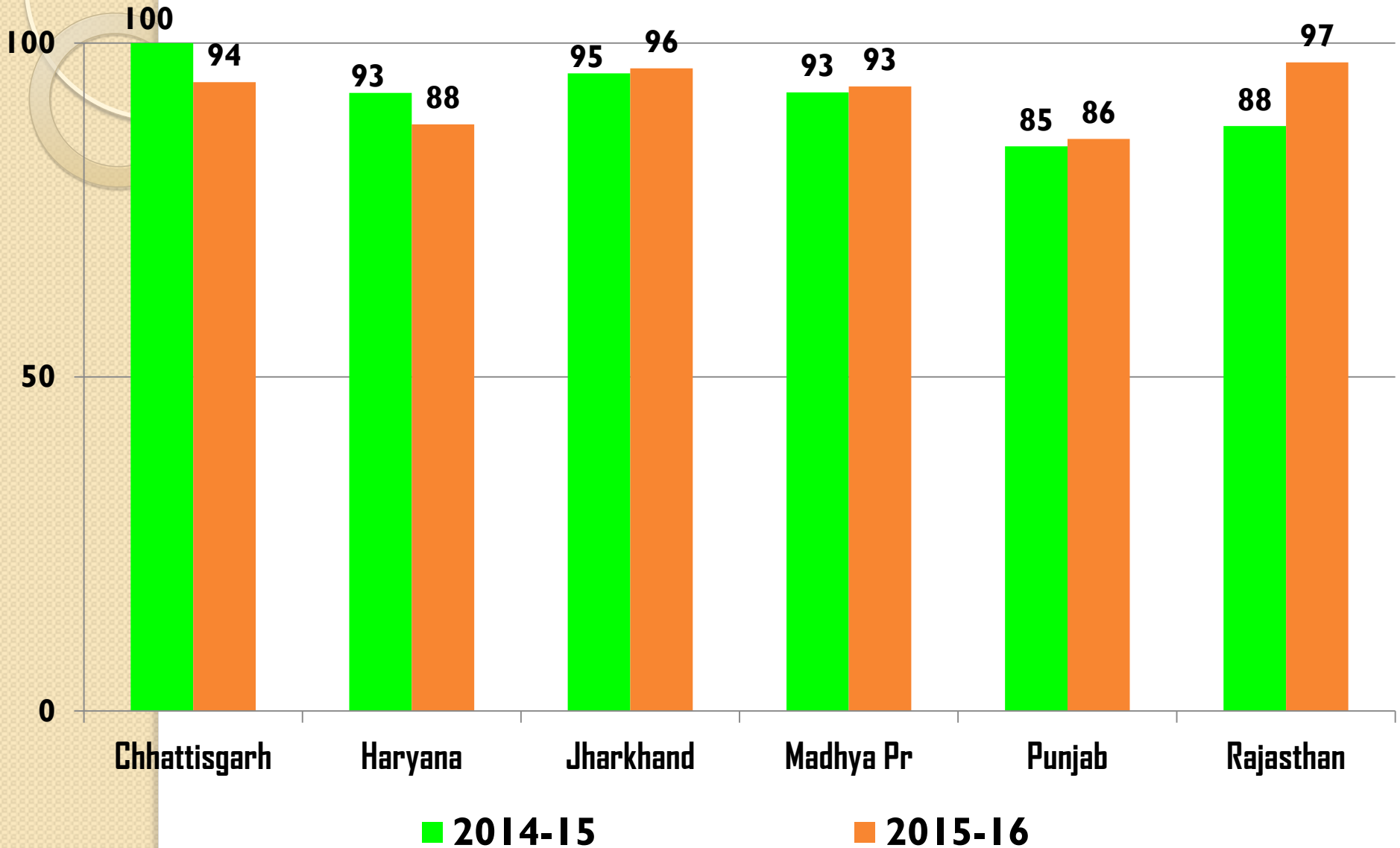
Food Grains Utilisation



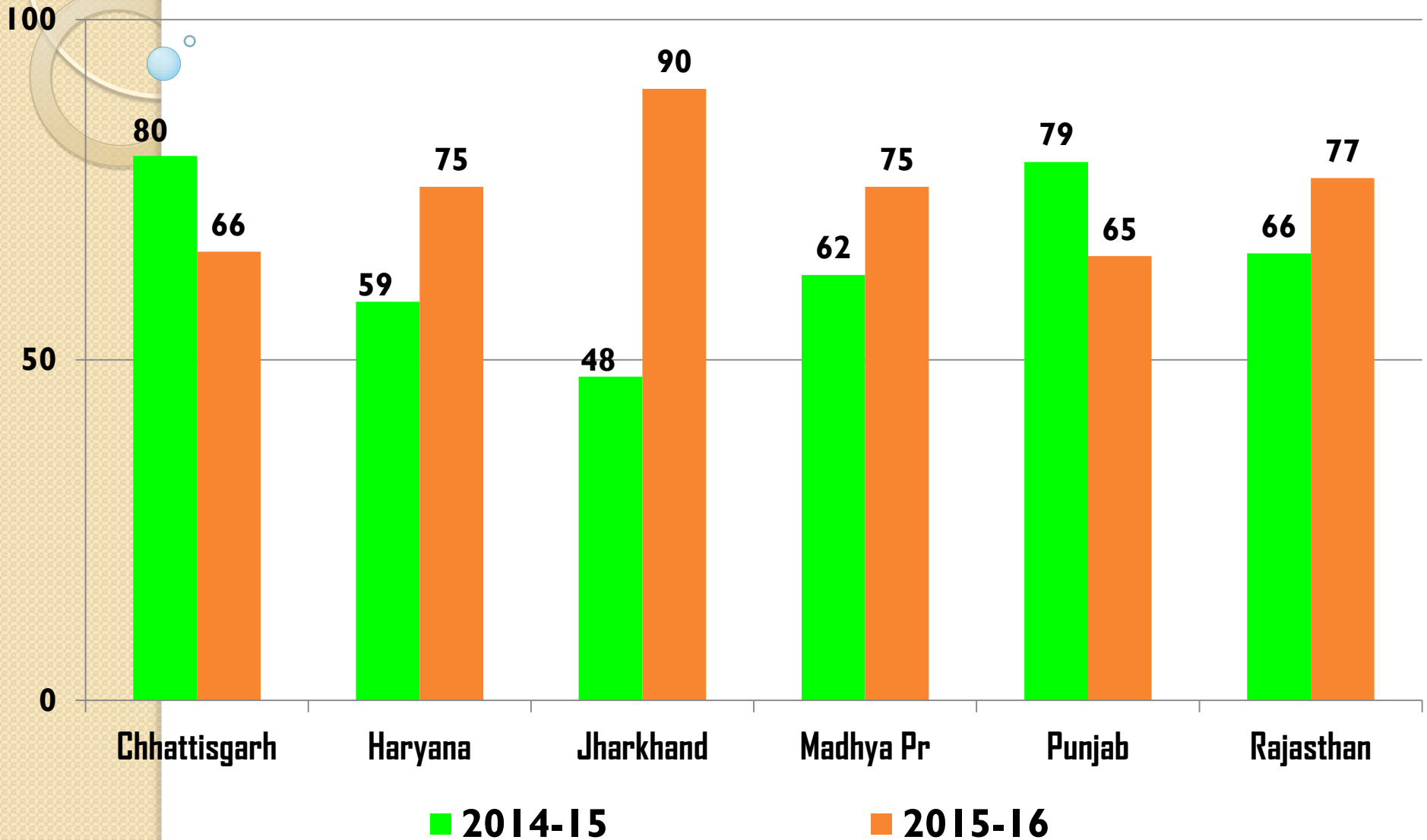
Cooking Cost Utilisation



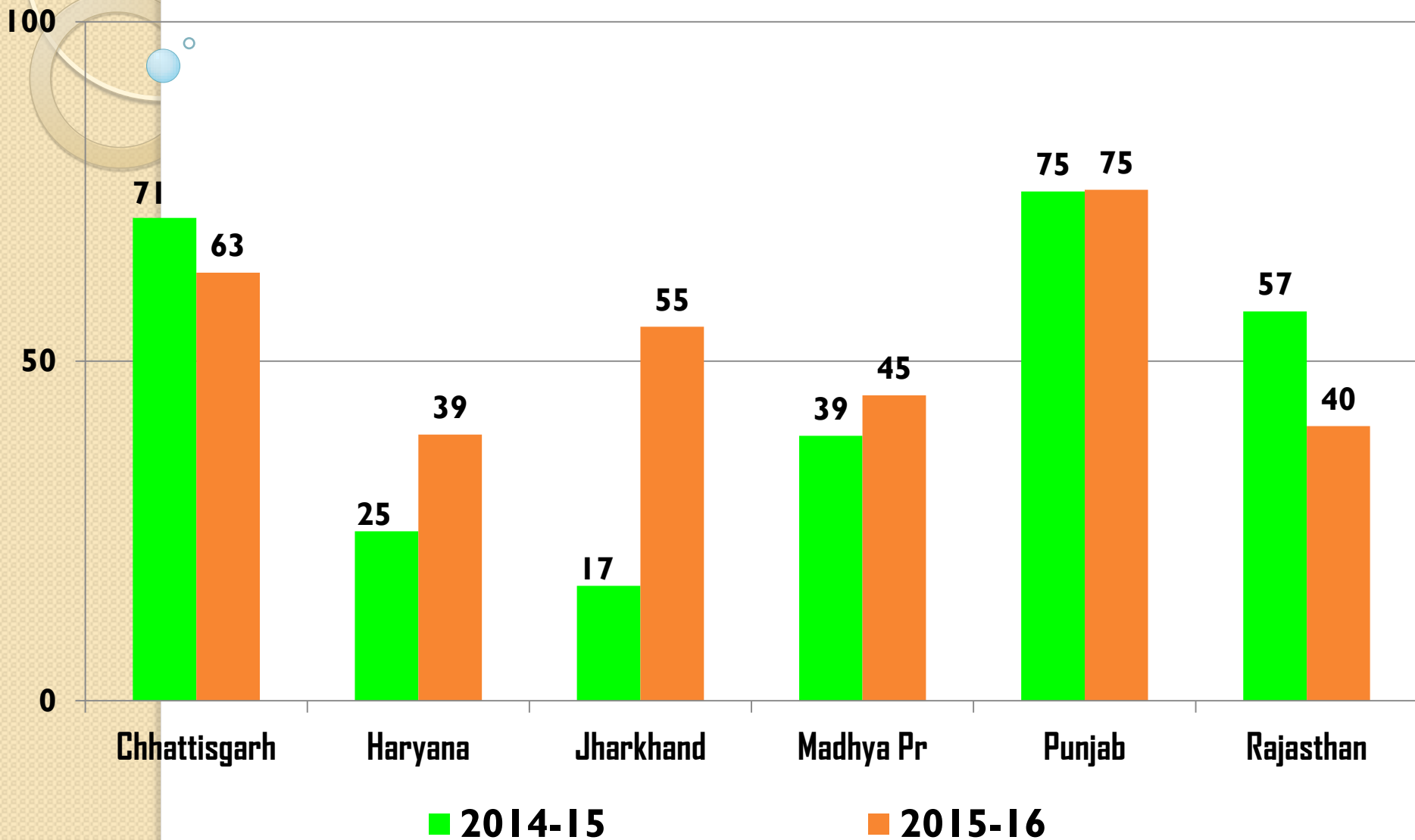
CCH Engagement



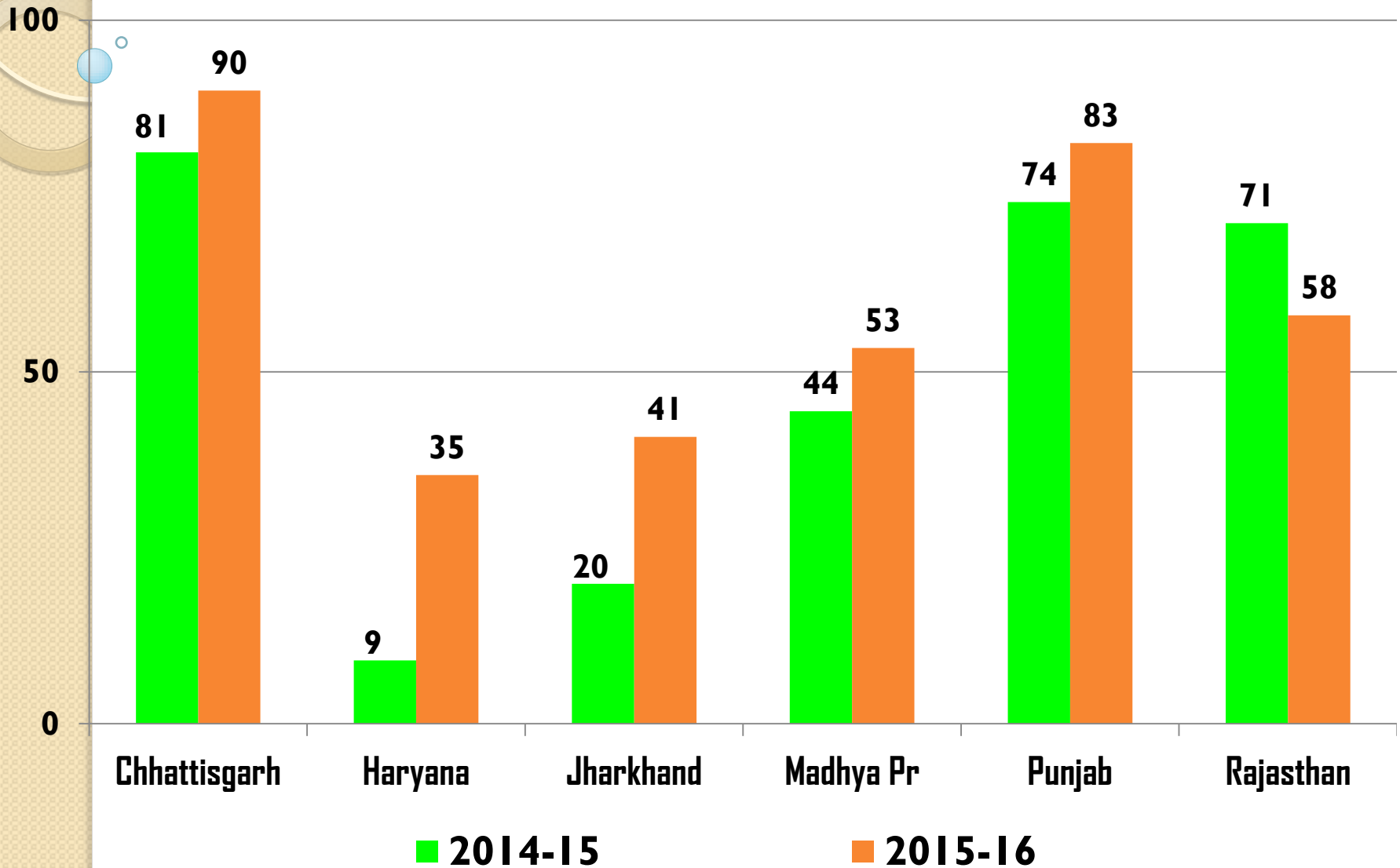
Payment of honorarium to CCH



TA- Utilization



MME- Utilization





Fund Flow mechanism

Delay in release of funds from State to implementing agency level

S. No.	State/UT	Delay in release of funds	
		Adhoc	Bal. of 1 st
1	Chhattisgarh	Advance Release	
2	Haryana	3 - 4 months delay (22.4.15)	3 - 4 months delay (5.8.15)
3	Jharkhand	112 days (21.4.15)	61 days (6.10.15)
4	Punjab	80 days (20.5.15)	52 days (27.8.15)
5	Rajasthan	40 days (29.4.15)	41 days (5.8.15)
6	Madhya Pradesh	37 days (21.4.15)	74 days (3.8.15)

Levels for fund flow

S. No.	State/UT	Levels for fund flow					
		State	District	Block	School / Implem enting Agency	Total Channels	Mode of fund flow (to school)
1	Chhattisgarh	✓	✓	×	✓	2	E Transfer
2	Haryana	✓	✓	×	✓	2	E Transfer
3	Jharkhand	✓	×	✓	✓	2	E Transfer
4	Punjab	✓	✓	×	✓	2	E Transfer
5	Rajasthan	✓	✓	✓	✓	3	Cheque / E Transfer
6	Madhya Pr	✓	✓	×	✓	2	E Transfer



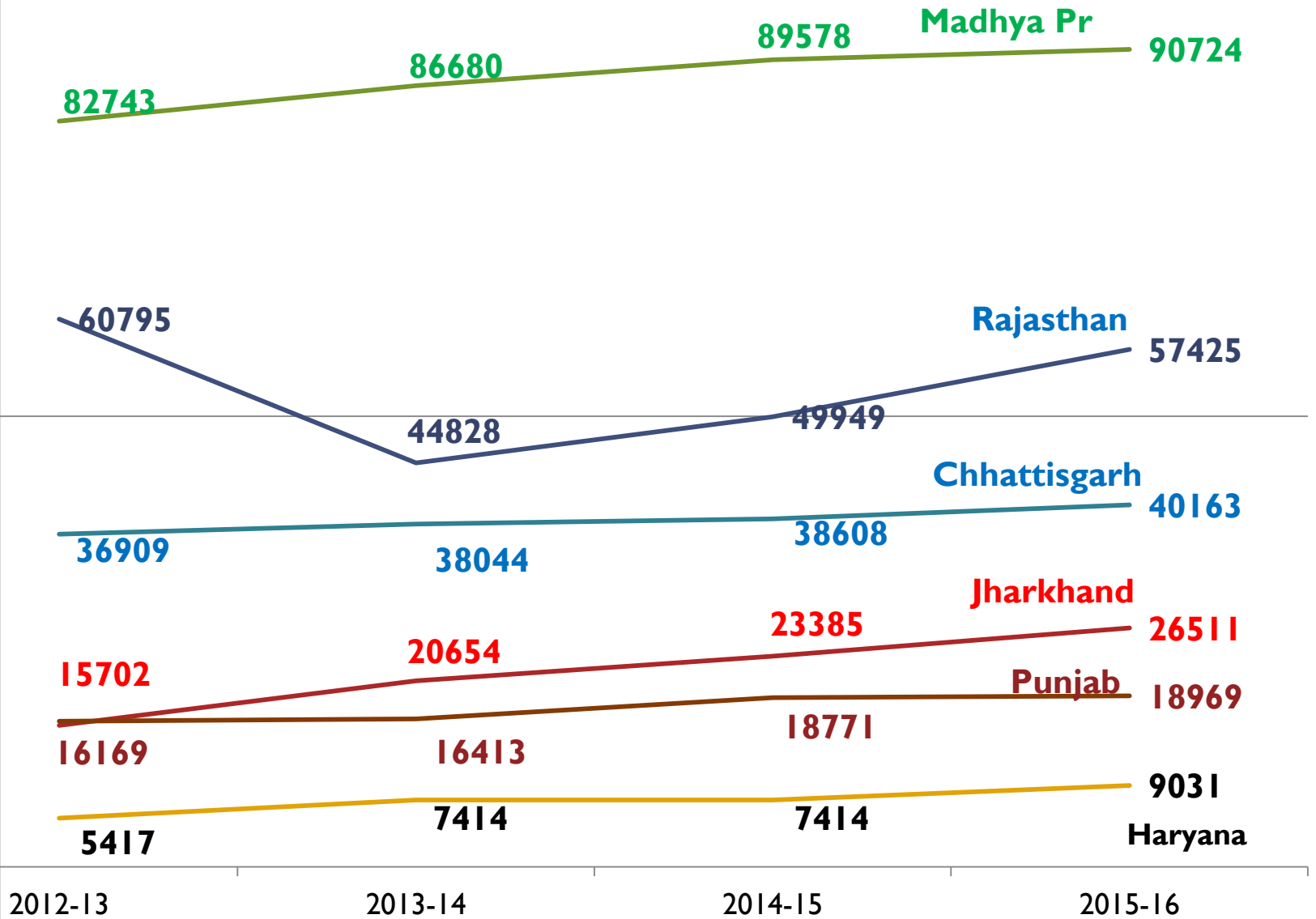
Review of infrastructure facilities

Construction of kitchen-cum-stores



State / UT	Kitchen-cum-stores			
	Sanctioned	Constructed	In progress	Yet to start
Chhattisgarh	47266	40163 (85%)	5726	1377 (3%)
Haryana	11483	9031 (79%)	755	1697(15%)
Jharkhand	39001	26511(68%)	4953	7537 (19%)
Madhya Pradesh	100751	90724 (90%)	5845	4182 (4%)
Punjab	18969	18969 (100%)	0	0
Rajasthan	77298	57425 (74%)	2951	16922 (22%)

Year wise construction of Kitchens



Status of Use of LPG under MDMS



S. No.	States / UTs	% school having LPG Connection		State's commitment for 2016-17
		2014-15	2015-16	
1	Chhattisgarh	24%	0%	100%
2	Haryana	61%	86%	
3	Jharkhand	2%	3%	
4	Madhya Pradesh	21%	27%	60%
5	Punjab	100%	100%	
6	Rajasthan	68%	81%	100%

Source: AWP&B, 2015-16 & 2016-17

Status of Hand washing facilities in Schools



S. No.	States / UTs	% school having hand washing facilities	
		2014-15	2015-16
1	Chhattisgarh	100%	100%
2	Haryana	94%	100%
3	Jharkhand	93%	100%
4	Madhya Pradesh	91%	93%
5	Punjab	100%	100%
6	Rajasthan	99%	98%

Source: AWP&B, 2015-16 & 2016-17

Procurement of Kitchen Devices- New



States	Sanctioned	Procured (C)		In progress	
		Physical	In %	Physical	in %
Chhattisgarh	59210	59210	100	0	0
Haryana	15466	15466	100	0	0
Jharkhand	37132	37124	100	0	0
Madhya Pr	116707	116371	99.7	336	0.3
Punjab	18969	18969	100	0	0
Rajasthan	88448	88448	100	0	0

Source: AWP&B 2016-17

Procurement of Kitchen Devices- Replacement



States	Sanctioned	Procured (C)		In progress		Yet to start	
		Physical	In %	Physical	in %	Physical	in %
Chhattisgarh	47574	34463	72%	13111	28%		0%
Haryana	14503	5359	37%	0	0%	9144	63%
Jharkhand	15849	10573	67%	0	0%	5276	33%
Madhya Pr	39136	39118	100%	18	0%	0	0%
Punjab	10317	5833	57%	4484	43%		0%
Rajasthan	22909	22909	100%	0	0%	0	0%

Source: AWP&B 2016-17




**Channelizing MDM
components through DBT
Platform
(Honorarium of CCH)**

Bank accounts of the CCH engaged under MDMS



S. No.	States / UTs	% CCH having bank A/C		State's commitment for 2016-17
		2014-15	2015-16	
1	Chhattisgarh	96%	100%	-
2	Haryana	36%	53%	100%
3	Jharkhand	0%	22%	100%
4	Madhya Pr	99%	100%	100%
5	Punjab	100%	100%	-
6	Rajasthan	0%	0%	100%

Source: AWP&B, 2015-16 & 2016-17



Review of Monitoring Structure

Status of SSMC Meetings during 2015-16



S. No.	States / UTs	Number of meetings		
		2014-15	2015-16 (first 3 qtr)	2015-16 (4 th qtr)
1	Chhattisgarh	0	0	1
2	Haryana	2	0	0
3	Jharkhand	2	0	
4	Madhya Pr	0	0	
5	Punjab	1	0	1
6	Rajasthan	2	0	1

Source: QPRs

Number of meetings at district level during 2015-16



S. No.	States / UTs	Number of meetings	
		District level committee - senior most M.P. of Loksabha	District S M C - District Magistrate
1	Bihar	0	67
2	Chhattisgarh	0	
3	Haryana	0	21
4	Jharkhand	0	48
5	Madhya Pr	107	1772
6	Punjab	23	149
7	Rajasthan	0	132

Source: AWP&B, 2016-17

Inspection carried out till December 2015



S. No.	States / UTs	% Institutions inspected	
		2014-15	2015-16
1	Bihar	89%	100%
2	Chhattisgarh	70%	85%
3	Haryana	15%	17%
4	Jharkhand	45%	62%
5	Madhya Pr	89%	93%
6	Punjab	100%	100%
7	Rajasthan	72%	79%

Source: QPRs



Tasting of Meals

Tasting of quality of meals

- MDM Guidelines 2006, envisage tasting of mid day meals by 2-3 adults including at least one teacher before it is served to the children.
- The updated guidelines on food safety and hygiene issued on 13.02.2015 also reiterate that testing of food by a teacher just before serving is mandatory, a record for which is to be maintained.
- It provides that SMC member should also taste the food on a rotation basis along with the teacher.

Tasting of quality of meals

- Mid Day Meal Rules 2015 envisage that the SMC shall also monitor the implementation of MDMS and oversee the quality of meals provided to the children, cleanliness of a place, cooking and maintenance of hygiene in implementation of the MDMS.

Tasting of quality of meals

- On 4th December 2015 MHRD issued letter regarding “Presence of parents for supervision and tasting of the quality of the meals under MDMS”.
- in addition to the mandatory tasting by one teacher, at least one parent and preferably two who may or may not be SMC members should be present during serving of the meals to students so that they can taste the food as well as certify the number of children who partake of MDM.
- a roster of such parents be drawn up in advance on a monthly basis and a register to record their observations be also maintained at the school.

Status of tasting of meals by community (Mother's group) in Schools



S. No.	States / UTs	tasting of meals by community in % schools	
		2014-15	2015-16
1	Bihar	97%	97%
2	Chhattisgarh	100%	100%
3	Haryana	33%	51%
4	Jharkhand	27%	100%
5	Madhya Pr	53%	55%
6	Punjab	40%	34%
7	Rajasthan	51%	46%

Source: AWP&B, 2015-16 & 2016-17



Thank You !